






## 2001

- >             
- >        
- >       10 

## 2002

- >     
- >      
- >   
- > 





## Master of Science in Biomedical Technology

1. **Introduction**  
2. **Biomedical Technology**  
3. **Biomedical Engineering**  
4. **Biomedical Research**  
5. **Biomedical Education**  
6. **Biomedical Innovation**  
7. **Biomedical Ethics**  
8. **Biomedical Law**  
9. **Biomedical Policy**  
10. **Biomedical Practice**

## Graduate Medical Education

1. **Introduction**  
2. **Medical Education**  
3. **Medical Research**  
4. **Medical Practice**  
5. **Medical Innovation**  
6. **Medical Ethics**  
7. **Medical Law**  
8. **Medical Policy**  
9. **Medical Practice**  
10. **Medical Practice**

## Master of Science in Clinical Research

1. **Introduction**  
2. **Clinical Research**  
3. **Clinical Research**  
4. **Clinical Research**  
5. **Clinical Research**  
6. **Clinical Research**  
7. **Clinical Research**  
8. **Clinical Research**  
9. **Clinical Research**  
10. **Clinical Research**

\$54

( ). 2009,

### Cancer Research Program

... ( ).

### HIV-AIDS Research

19 0

### Center of Excellence on Health Disparities

2002 ( )

### Morehouse School of Medicine Prevention Research Center

33 ( ) 199

### Clinical Research Center


1996 ( )  
16-

## Research Centers in Minority Institutions

- 1960s
- National Institute of Health (NIH)
- National Cancer Institute (NCI)
- National Heart, Lung, and Blood Institute (NHLBI)
- National Institute on Drug Abuse (NIDA)
- National Institute on Mental Health (NIMH)
- National Institute on Aging (NIA)
- National Institute of Environmental Health Sciences (NIEHS)
- National Institute for Minority Health and Health Disparities (NIMHDD)
- National Institute for Research in Nursing and Health Professions (NINHP)
- National Institute on Child Health and Human Development (NICHD)
- National Institute on Deafness and Other Communication Disorders (NIDCD)
- National Institute on Diabetes and Digestive and Kidney Diseases (NIDDK)
- National Institute on Drug Abuse (NIDA)
- National Institute on Alcohol Abuse and Alcoholism (NIAAA)
- National Institute on Drug Abuse (NIDA)
- National Institute on Drug Abuse (NIDA)
- National Institute on Drug Abuse (NIDA)

## Reproductive Health Program

- National Institute of Child Health and Human Development (NICHD)
- National Institute on Drug Abuse (NIDA)
- National Institute on Mental Health (NIMH)
- National Institute on Aging (NIA)
- National Institute of Environmental Health Sciences (NIEHS)
- National Institute for Minority Health and Health Disparities (NIMHDD)
- National Institute for Nursing and Health Professions (NINHP)
- National Institute on Deafness and Other Communication Disorders (NIDCD)
- National Institute on Diabetes and Digestive and Kidney Diseases (NIDDK)
- National Institute on Drug Abuse (NIDA)
- National Institute on Alcohol Abuse and Alcoholism (NIAAA)
- National Institute on Drug Abuse (NIDA)
- National Institute on Drug Abuse (NIDA)
- National Institute on Drug Abuse (NIDA)
- National Institute on Drug Abuse (NIDA)





Mukaila A. Akinbami, Ph.D.,

Leonard M. Anderson Ph.D.,

Methode Bacanamwo, Ph.D.,

Minerva Garcia-Barrio, Ph.D.,

Aurelian Bidulescu M.D., M.P.H., Ph.D.,

Sharon Francis-David Ph.D.,

Qing Song, M.D., Ph.D.,

Verna Lamar Welch Ph.D., M.P.H.,


Gary H. Gibbons, M.D.,

95


4



Dr. Qing Song and Dr. Methode Bacanamwo



Dr. Gary Gibbons



Dr. Minerva Garcia-Barrio (right) and Makesi Sutton




## KEY RESEARCH PROGRAMS

- The Circadian Rhythms Sleep Disorders Program (CRSD) –



- The Neuroprotection, Neurorepair and Stroke Program (NNSP) –



## Area Health Education Centers Program

194, ( )  
50  
( )/  
39



Pipeline and Health Promotion Programs



-12



## Faculty

ACCREDITING	FIRST	LAST	NEXT
-------------	-------	------	------


# 2009-2010

## STUDENTS BY PROGRAM AND GENDER

Program	Male	Female	Totals
...	-	3	3
..	0	133	213
....	11	50	61
.....	2	9	11
.....	1	9	9
..	7	1	25
./ ..	1	-	1
./ .....	-	2	2




## Founder's Society



## Hugh M. Gloster Society



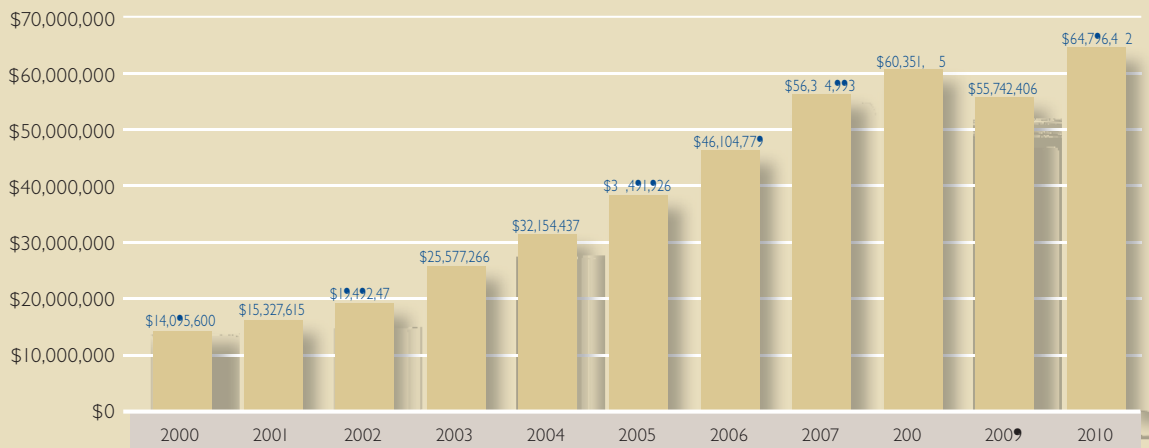
3 5000 1. 45 500000 1000 ( 1000 1000 5000 1000 6 40 1000 1000 7 1000 1000 8 5000 7 1000 1000 9 5000 7 1000 1000 10 5000 7 1000 1000 11 5000 7 1000 1000 12 5000 7 1000 1000 13 5000 7 1000 1000 14 5000 7 1000 1000 15 5000 7 1000 1000 16 5000 7 1000 1000 17 5000 7 1000 1000 18 5000 7 1000 1000 19 5000 7 1000 1000 20 5000 7 1000 1000 21 5000 7 1000 1000 22 5000 7 1000 1000 23 5000 7 1000 1000 24 5000 7 1000 1000 25 5000 7 1000 1000 26 5000 7 1000 1000 27 5000 7 1000 1000 28 5000 7 1000 1000 29 5000 7 1000 1000 30 5000 7 1000 1000 31 5000 7 1000 1000 32 5000 7 1000 1000 33 5000 7 1000 1000 34 5000 7 1000 1000 35 5000 7 1000 1000 36 5000 7 1000 1000 37 5000 7 1000 1000 38 5000 7 1000 1000 39 5000 7 1000 1000 40 5000 7 1000 1000 41 5000 7 1000 1000 42 5000 7 1000 1000 43 5000 7 1000 1000 44 5000 7 1000 1000 45 5000 7 1000 1000 46 5000 7 1000 1000 47 5000 7 1000 1000 48 5000 7 1000 1000 49 5000 7 1000 1000 50 5000 7 1000 1000 51 5000 7 1000 1000 52 5000 7 1000 1000 53 5000 7 1000 1000 54 5000 7 1000 1000 55 5000 7 1000 1000 56 5000 7 1000 1000 57 5000 7 1000 1000 58 5000 7 1000 1000 59 5000 7 1000 1000 60 5000 7 1000 1000 61 5000 7 1000 1000 62 5000 7 1000 1000 63 5000 7 1000 1000 64 5000 7 1000 1000 65 5000 7 1000 1000 66 5000 7 1000 1000 67 5000 7 1000 1000 68 5000 7 1000 1000 69 5000 7 1000 1000 70 5000 7 1000 1000 71 5000 7 1000 1000 72 5000 7 1000 1000 73 5000 7 1000 1000 74 5000 7 1000 1000 75 5000 7 1000 1000 76 5000 7 1000 1000 77 5000 7 1000 1000 78 5000 7 1000 1000 79 5000 7 1000 1000 80 5000 7 1000 1000 81 5000 7 1000 1000 82 5000 7 1000 1000 83 5000 7 1000 1000 84 5000 7 1000 1000 85 5000 7 1000 1000 86 5000 7 1000 1000 87 5000 7 1000 1000 88 5000 7 1000 1000 89 5000 7 1000 1000 90 5000 7 1000 1000 91 5000 7 1000 1000 92 5000 7 1000 1000 93 5000 7 1000 1000 94 5000 7 1000 1000 95 5000 7 1000 1000 96 5000 7 1000 1000 97 5000 7 1000 1000 98 5000 7 1000 1000 99 5000 7 1000 1000 100 5000 7 1000 1000



For the Fiscal Year Ended June 30, 2009

• E N E AND OE

10-Year History of Endowment Market Values



 MOR HOUSE