



Getting Started



Thank you for your interest in the MSM eMentoring Program! This program is an exciting new opportunity. It is a voluntary, self-directed, online mentoring program facilitated by MentorcliQ.




Mentoring has become an increasingly prevalent way of providing career guidance and increasing organization cohesion and morale.


Signing Up

Step 1: Visit Our Website: <http://www.msm.edu/ementoring/>

Step 2: Apply for the program by clicking on the link to be a mentor or mentee for a six-month period.




Step 3: Fill out the online application completely. To participate in this program, you will be prompted to agree to the following conditions.



- Additional information on evaluations and tools and tips will be sent to your email from MSM Mentoring

Make sure to sign up for our exciting events that serve as compliments to your mentoring experience.



Suggestions for Next Steps

Mentors

1. Develop a Communication Plan with your Mentee
 - a. Let your mentee know when you are free and set up times you can talk.
 - b. The program requires touching base at least 4 times a month to ensure a fulfilling mentoring relationship. Touching base can be an email, on the phone, or in-person.
2. Define Goals for your mentoring relationship
 - a. Does your mentee want to build or hone their skills? Do they want to change careers? Setting up goals will help you meet the needs of your mentee.

